






<div>  <div> <b>HILLVIEW SENIOR MEN'S GOLF LEAGUE</b>  <div> NEXT LUNCHEON JUNE 18 39th SEASON </div> </div>  </div>													
MEMBERS		ROUND 5 TEE-TIME LIST SCHEDULED NINE	ROUND 4 RESULTS ---- 5/28/25				HISTORY						
					Points over Old Quota		Points Scored		Won in 2025 **	Old Quota	Minimum Point Score***	Average Point Score****	Last 3 Scores Adjstd Pts Recent-->
			New Quota*	Assigned Flight			Front	Back					
ADEY	DAVE	Back	6	B	-5	B Back \$40	1		\$0	6	5	5.0	4 7 5
AMERAULT	BOB	Back	9	A			10		\$0			7.3	8 4 10
ANGELO	JOHN	Front	10	B	+6			13	\$40	7	6	7.8	7 6 13
ANNAIAN	ROBERT	Back	2	D	-1		1		\$0	2	1	1.8	2 2 1
ARMSTRONG	TOM	Back	8	B					\$40	8	7	5.9	10 7 7
ASSINI	RON	Back	5	C	-4		2		\$0	6	5	4.5	5 6 5
BARBOSA	RICHARD	Front	3	D	-3			0	\$0	3	2	1.7	2 4 2
BARLETTA	JOE	Back	3	D	-1		2		\$0	3	2	2.2	3 3 2
BARRASSO	ED	Back							\$0				
BARRY	DAVID	Front	7	B	+1			8	\$0	7	6	6.8	8 6 8
BARRY	GREG	Back	5	B	-2	C Front \$40	4		\$0	6	5	4.8	3 5 5
BASTIANI	TONY	Back	2	D	-1		2		\$0	3	2	2.6	2 2 2
BATTLES	RICHARD	Back	7	B	-2		4		\$60	6	5	6.3	8 7 5
BEAUCAIRE	JIM	Back	3	D			2		\$0			2.3	4 1 2
BEAUPRE	RONALD	Front	6	C	-3			3	\$0	6	5	3.8	8 5 5
BEIGHLEY	JAMES	Front	3	D					\$0	3	2	2.7	2 4 2
BENTLEY	ROBERT	Back	8	A	-4		5		\$0	9	8	7.5	9 9 8
BERRY	BILL	Front	4	D					\$20	4	3	1.9	2 3 6
BERTETTI	DAVE	Back	2	D	-1		2		\$10	3	2	2.3	2 2 2
BESSONE	CARLO	Back	8	C	+3		9		\$50	6	5	6.5	5 7 9
BISHOP	DAVID	Front	8	B	+2	D Back \$10		9	\$0	7	6	7.3	8 6 9
BLACKWOOD	BRIAN	Front	4	D	+2			6	\$10	4	3	2.6	2 5 6
BLEIR	KEVIN	Back					1		\$0				2 1
BONGIOVANNI	ANTHONY	Back	5	D					\$0	5	4	1.7	9 4 4
BONO	JACK	Back	8	A			7		\$0			6.3	3 9 7
BOOTH	WALTER	Front	5	C	EVEN			4	\$50	4	3	4.5	5 4 4
BOTELHO	ARTHUR	Front	6	C	-4			2	\$20	6	5	3.4	3 8 5
BOYCE	BOB	Front	6	B	-1			5	\$0	6	5	5.0	6 6 5
BROWN	LARRY	Back	3	D	-4		0		\$10	4	3	2.8	3 3 3
BROWN	RICHARD	Front	6	C					\$0	6	5	4.5	4 4 8
BUCKLEY	JIM	Front	6	C	-2			4	\$0	6	5	4.3	7 5 5
BURKE	ED	Back	10	A	EVEN		10		\$10	10	9	9.5	10 9 10
BURKE	HANK	Back	9	A	-3		7		\$0	10	9	7.8	8 10 9
BURKE	JOE	Back	6	C	-6		1		\$40	7	6	5.3	6 6 6
BUTCHER	SIMON	Front	7	B	-3			5	\$0	8	7	6.3	8 7 7
CALVERT	IAN	Front	11	A	-4			7	\$40	11	10	8.4	8 13 10
CANNON	JERRY	Front	4	D	+1			4	\$40	3	2	3.0	3 4 4
CAPOZZI	DAN	Front	9	A	-1			8	\$0	9	8	7.5	7 11 8
CARDOZA	PAT	Front	4	D	-1			3	\$0	4	3	2.8	6 3 3
CARUCCI	CHARLES	Back	3	C	-3		0		\$0	3	2	3.2	2 2 2
CATANZANO	PAUL	Front	8	B	EVEN			7	\$0	7	6	7.5	9 7 7
CAVALLARO	SEB	Front	6	C	-5			1	\$0	6	5	3.8	9 5 5
CHAISSON	ALEX	Back	4	C					\$0	4	3	3.0	2 3 4
CIACCIA	TOM	Back	3	C	-5		0		\$0	5	4	2.5	4 4 4
CIULLA	GUS	Back	7	C	-2		5		\$20	7	6	4.0	9 7 6
COCCHIARO	TONY	Back	8	C	-1		7		\$80	8	7	4.4	6 11 7
COLEMAN	FRANCIS	Front	5	C	-3			2	\$0	5	4	4.5	5 6 4



HILLVIEW SENIOR MEN'S GOLF LEAGUE															
NEXT LUNCHEON JUNE 18										39th SEASON					
MEMBERS		ROUND 5 TEE-TIME LIST SCHEDULED NINE	ROUND 4 RESULTS ---- 5/28/25				HISTORY								
					Points over Old Quota		Points Scored		Won in 2025 **	Old Quota	Minimum Point Score***	Average Point Score****	Last 3 Scores Adjstd Pts Recent->		
			New Quota*	Assigned Flight			Front	Back							
							WINNERS								
COLLINS	BILL	Back	6	C	+2	C Front \$10	7		\$10	5	4	5.8	6	6	7
CONSTANTINE	PETER	Back	3	C	-2		2		\$0	4	3	2.5	4	3	3
COSTELLO	PETER	Front	10	A	+1			10	\$0	9	8	9.3	9	9	10
CRANNEL	JON	Front	9	A	-2			7	\$0	9	8	8.0	10	8	8
CRAWFORD	JOHN	Back	7	B			7		\$0			6.0	6	5	7
CREIGHTON	BOB	Front	9	A	-3			7	\$10	10	9	9.0	9	9	9
CUOZZO	BOB	Front	4	C	+1			5	\$20	4	3	3.7	4	3	5
CURRAN	DAVE	Back	3	D	-2		2		\$0	4	3	3.3	3	3	3
D'ENTREMONT	ROGER	Back	3	D					\$0	3	2	2.1	2	2	4
DASCOLI	ERNIE	Back	10	A	-5		5		\$10	10	9	7.9	8	12	9
DEHART	DON		6	B					\$0	6	5	5.2	6	5	6
DENARO	PAUL	Back	3	D	-3		0		\$20	3	2	2.1	1	3	2
DEVOE	ARMAND	Back	2	D					\$10	2	1	1.9	3	3	2
DILIEGRO	TOM	Front	3	D					\$0	3	2	2.8	2	4	2
DINSMORE	FRANK	Front	14	A	EVEN			14	\$0	14	13	13.0	13	13	14
DORSEY	PAUL	Back	5	C	-2	D Front \$20	4		\$0	6	5	5.0	5	5	5
DOUCETTE	ROBERT	Front							\$0					8	5
EMMA	SAL	Back	2	D	+1		3		\$20	2	1	1.5	2	1	3
ETHIER	JAMIE	Back	7	A	-2		6		\$0	8	7	6.0	3	5	7
FAY	STEVE	Back	2	D	-2		0		\$0	2	1	1.8	2	2	1
FERRARO	FRANK	Front	7	B	+2			8	\$0	6	5	5.8	7	6	8
FEYRE	TOM	Back	9	A					\$0	9	8	7.7	6	7	10
FILOSI	JOHN	Back	10	A	-2		9		\$10	11	10	9.8	10	10	10
FISHER	WAYNE	Front	7	B	-1			6	\$0	7	6	6.4	7	8	6
FITZGERALD	DAVE	Front	9	B	+2			10	\$0	8	7	7.8	9	8	10
FITZGERALD	RAY	Front	4	D					\$0	4	3	2.3	2	6	3
FLYNN	JIM	Back	6	B	-1		6		\$10	7	6	5.0	6	6	6
FORD	JOHN	Front	3	D	-1			2	\$0	3	2	1.5	4	0	2
FRANZOSA	PAT	Front	5	C	+2	C Back \$20		7	\$20	5	4	3.2	3	7	7
FULLERTON	PAUL	Front	10	A					\$0	10	9	9.2	11	9	9
GILARDI	LOU	Front	5	C	-1			5	\$0	6	5	4.7	5	5	5
GIRARD	BUD	Front	9	A	-1			8	\$20	9	8	8.8	8	10	8
GOULD	DAVE	Front	7	A					\$0	7	6	6.6	7	7	7
GRANEY	JOHN	Back	3	D	-1		2		\$10	3	2	2.1	3	4	2
GRANNAN	BILL	Front	8	C					\$20	8	7	4.3	4	8	11
GREEN	TIM	Front	9	B	+1			9	\$30	8	7	8.5	10	10	9
GUNDRUM	ED	Front	6	B	-3			4	\$0	7	6	4.8	7	6	6
HAGER	GARY	Back	2	D	+1	D Front \$20	3		\$20	2	1	1.8	1	1	3
HAHN	TERRY	Back	4	C	-3		2		\$0	5	4	3.5	4	4	4
HARVEY	DON	Back	6	B	-2		5		\$0	7	6	6.6	6	6	6
HENDERSON	RON	Front	5	C	-1			4	\$10	5	4	4.3	5	4	4
HOBBY	HARRIE	Front	7	B					\$40	7	6	5.0	5	4	9
HOOD	CHET	Front	2	D	-1			1	\$0	2	1	0.9	1	4	1
HOYT	GREGORY	Front	16	A	+3	A Back \$10		17	\$20	14	13	14.0	17	13	17
HUNT	DAVID	Back	5	C	-4		2		\$0	6	5	4.5	5	5	5
HUNT	STEVEN	Back	11	A			9		\$0			9.7	8	12	9
JENSEN	RICHARD	Front	8	A					\$0	8	7	7.0	8	9	7
JEZOWSKI	JIM	Back	5	C	-2		4		\$0	6	5	4.5	5	5	5



HILLVIEW SENIOR MEN'S GOLF LEAGUE															
NEXT LUNCHEON JUNE 18										39th SEASON					
MEMBERS		ROUND 5 TEE-TIME LIST SCHEDULED NINE	ROUND 4 RESULTS ---- 5/28/25				HISTORY								
					Points over Old Quota		Points Scored		Won in 2025 **	Old Quota	Minimum Point Score***	Average Point Score****	Last 3 Scores Adjstd Pts Recent->		
			New Quota*	Assigned Flight			Front	Back					Recent->		
JOSEPHSON	BILL	Front	5	C	EVEN	D Back \$40		5	\$50	5	4	3.1	6	4	5
KAES	OTTO	Back	7	A					\$0	7	6	6.6	8	8	7
KASPZAK	KENNETH	Front	5	D	+4			8	\$50	4	3	2.1	4	5	8
KLOCKOW	DENNIS	Back	2	D					\$0	2	1	1.2	1	1	3
KWIATKOWSKI	CHESTER A	Back	8	A	EVEN		8		\$0	8	7	8.3	8	8	8
LAMONTAGNE	HENRY	Front	6	B	EVEN			6	\$0	6	5	5.4	5	5	6
LANKOWSKI	JAN	Back	2	D	-2		0		\$10	2	1	1.8	3	2	1
LAQUIDARA	PETER	Front	9	A	+1			9	\$10	8	7	8.3	9	9	9
LARSON	GEORGE	Back	9	A	-5		5		\$0	10	9	8.9	10	9	9
LASCOLA	MATT	Back	11	A					\$40	11	10	8.3	8	13	10
LINEHAN	JEFF	Front	5	B	-3	B Front \$10		3	\$0	6	5	3.5	7	5	5
LOCKE	CHARLES	Back	6	B	-2		4		\$10	6	5	4.8	7	5	5
LOGSDON	PHIL	Back	6	D	-1		4		\$80	5	4	5.3	7	4	4
LONGO	ERNIE	Front	5	B	-2			4	\$0	6	5	3.8	6	5	5
MACARTHUR	KEN		4	C					\$0	4	3	3.4	4	4	3
MACDONALD	JOHN	Front	11	A	+2			13	\$0	11	10	9.3	11	12	13
MACDONALD	LEONARD	Front	6	C	+1			6	\$10	5	4	5.5	7	4	6
MACISAAC	DAN	Front	4	D	-1			3	\$0	4	3	2.0	5	3	3
MAGUIRE	CHARLES	Front	5	B	-1			5	\$0	6	5	3.8	6	5	5
MAILLET	GARY	Front	4	C	EVEN			4	\$0	4	3	3.8	5	3	4
MARCHESE	JAMES	Back	1	D	-2	A Back \$10	0		\$0	2	1	1.4	1	1	1
MARRIER	PAUL	Front	10	A	-2			8	\$0	10	9	9.6	10	11	9
MAZUR	DAVE		4	C					\$0	4	3	3.7	5	5	5
MCCORMICK	JOHN		6	B					\$0	6	5	5.8	5	5	6
MCKALLAGAT	SHAWN	Back	7	B	EVEN		7		\$20	7	6	6.5	6	7	7
MCQUILKIN	JACK	Front	7	C	-1			5	\$0	6	5	5.0	8	5	5
MERCURI	RAYMOND	Front	7	B					\$0	7	6	5.0	7	8	6
MERKEL	DAVID	Front	8	A	-2			6	\$0	8	7	6.8	6	9	7
MILOTTE	ROBERT	Back	4	D					\$20	4	3	3.1	4	4	5
MULCAHY	BILL	Front	9	A	+3			11	\$10	8	7	7.2	8	8	11
MURPHY	JAMES	Front	9	A		C Back \$20			\$0	9	8	8.0	8	9	9
MURPHY	WILLIAM	Front	2	D					\$10	2	1	1.1	1	1	2
NESTOR	PETER	Back	5	B	-3		2		\$0	5	4	5.1	5	5	4
NICHOLS	KEVIN	Front	11	A	-6			5	\$10	11	10	9.3	12	12	10
NICIEWSKY	ROSS	Front	8	B	-3			5	\$20	8	7	5.5	7	10	7
NOBLE	FRANK	Back	3	D	EVEN		3		\$0	3	2	3.3	3	3	3
NORTON	ANDY	Back	4	D	-4		0		\$20	4	3	3.0	3	5	3
NYE	RAYMOND		6	C					\$0	6	5	4.9	5	5	8
O'CONNELL	ROC	Front	7	A	-2			5	\$0	7	6	5.8	8	6	6
O'KEEFE	RON	Front	7	B	-1			6	\$10	7	6	5.1	7	9	6
OLIVER	SCOTT	Back	11	A	-6	A Front \$20	5		\$0	11	10	8.5	13	5	10
PANTALEO	JACK	Front	4	C	-1			3	\$0	4	3	3.5	5	3	3
PAONE	FRANK	Front	5	C	+2			6	\$20	4	3	4.3	5	5	6
PENNY	AL	Front	7	B					\$0	7	6	6.0	7	7	6
PETERS	REGGIE	Back	4	C	-2		3		\$0	5	4	3.3	4	4	4
PITHIS	STEVEN	Back	7	A	+1		8		\$20	7	6	6.8	7	8	8
POORE	LARRY	Front	7	B	-1			6	\$0	7	6	5.8	8	6	6
POPP	HAROLD	Front	8	A	-2			6	\$0	8	7	6.5	9	7	7
PORTER	GLENN	Back	6	B	-1		5		\$0	6	5	5.5	5	6	5



## HILLVIEW SENIOR MEN'S GOLF LEAGUE

NEXT LUNCHEON JUNE 18

39th SEASON

MEMBERS		ROUND 5 TEE-TIME LIST SCHEDULED NINE	ROUND 4 RESULTS ---- 5/28/25				HISTORY									
					Points over Old Quota		Points Scored		Won in 2025 **			Minimum Point Score***	Average Point Score****	Last 3 Scores Adjstd Pts		
			New Quota*	Assigned Flight			Front	Back		Old Quota	Point Score***			Recent->		
QUIMBY	FRANK	Front	10	A	-2			7	\$40	9	8	7.0	12	8	8	
QUINN	PHIL	Back	5	C	-3		3		\$0	6	5	5.0	5	5	5	
REED	DOUG	Back					4		\$0						4	
REGO	RICHARD	Front	6	B	EVEN			6	\$0	6	5	5.2	7	7	6	
RENDA	FRANK	Back	4	C			5		\$0			3.3	4	1	5	
RIESENBERG	DON	Back	7	B	-2		5		\$0	7	6	6.0	3	8	6	
RODENHISER	AL	Front	5	C	EVEN			6	\$0	6	5	3.8	7	5	6	
ROSS	GEORGE	Front	10	B	-2			7	\$40	9	8	9.5	11	9	8	
SANTOSUOSSO	FREDDY	Back	7	B	+2		B Front \$40	8	\$40	6	5	5.1	7	5	8	
SAVAGEAU	RONALD		0	D					\$0	0	0	0.6	0	0	0	
SCANLON	LEO	Front	8	B	+3	B Back \$10		9	\$10	6	5	6.3	6	5	9	
SEREVITCH	JAMES	Back	9	A	-7		4		\$40	11	10	8.5	10	10	10	
SHAW	JOHN		2	D					\$0	2	1	1.9	2	3	2	
SIMMONS	GARY	Back	6	B	-3		3		\$20	6	5	5.0	6	7	5	
SMITH	ED	Front	11	A	-6			6	\$40	12	11	10.8	12	12	11	
SMITH	PAUL	Back	3	C	-4		0		\$0	4	3	2.0	4	4	3	
SNOW	GEORGE	Back	9	A					\$0	9	8	7.7	11	8	8	
STACK	GEORGE	Front	5	C					\$0	5	4	4.9	5	4	5	
STRANDBERG	ROBERT	Back	8	A	+1		A Front \$20	9	\$30	8	7	7.5	9	7	9	
STRATTON	RICHARD	Back	6	B	-3		4		\$0	7	6	5.6	6	6	6	
SULLIVAN	BILL	Back	12	A	-6		6		\$0	12	11	10.2	13	11	11	
SULLIVAN	DANIEL	Back	9	A	-2	6		\$10	8	7	7.8	7	10	7		
SWANSON	CARL	Front					2	\$0						2		
TALBOT	WALTER	Front	2	D	-1		1	\$0	2	1	1.0	3	1	1		
TAMMARO	FRANK	Back	5	C	+1	6		\$0	5	4	4.5	5	4	6		
TAYLOR	JAMES	Back	12	A				\$40	12	11	8.9	12	10	15		
TRICCA	CARL	Front	6	C	+2	C Back \$20		7	\$20	5	4	4.3	4	4	7	
TRUITT	DON	Front	8	B	+1			8	\$10	7	6	7.5	9	6	8	
TSAKOS	NICK	Back	6	B	-3		3		\$0	6	5	4.0	7	6	5	
WALDEN	GEORGE	Front	6	C	-2			3	\$10	5	4	4.3	7	4	4	
WALL	FRANK	Back	6	B	-6		1		\$0	7	6	5.0	7	6	6	
WALSH	TOM	Front	8	A	+4		A Back \$40		10	\$40	6	5	6.5	6	6	10
WARD	CHARLES	Front	5	C					\$0	5	4	4.9	6	4	4	
WEINER	LAWRENCE	Front	2	D	+1			3	\$0	2	1	1.8	1	1	3	
WILLIAMS	BOB	Back	6	B	-3		3		\$0	6	5	5.0	6	5	5	
WITT	FRANK	Back	2	D					\$0	2	1	0.5	3	1	1	
YOUNG	COLIN	Front	8	A				6	\$0			7.0	8	7	6	
								\$0								
								\$0								
								\$0								

ROUND 4		SCHEDULED ON		NEW MEMBERS	
PLAYED FRONT NINE	71	FRONT NINE	89	TOTAL MEMBERS	25
PLAYED BACK NINE	72	BACK NINE	85		181
TOTAL PLAYERS	143	UNSCHEDULED	7	RAINOUT or OPEN DATE	0

WHITE TEE MEMBERS	52
GOLD TEE MEMBERS	129

AVERAGE QUOTA	6.2
APS OVERALL	5.2

\*NEW QUOTA = AVG(HGHST of LAST 3 SCRS + AVG PNT SCR)  
 \*FEWER THAN THREE SCORES - NO QUOTA  
 \*\*WINNINGS CAPPED AFTER MEMBER WINS \$155 OR MORE  
 \*\*\*MINIMUM POINT SCORE = OLD QUOTA MINUS 1  
 \*\*\*\*AVG PNT SCR - CUMULATIVE SINCE SEASON START  
 LAST SEASON'S VALUE UNTIL 4 ROUNDS ARE PLAYED

DQ = DISQUALIFIED	NEW QUOTA	ASSIGNED FLIGHT	WINNERS TO DATE	66	GOLF PRIZES TO DATE	80
-------------------	-----------	-----------------	-----------------	----	---------------------	----

TEE CHOSEN FOR SEASON	WHITE				MUST PLAY FROM WHITE TEES					YOU MUST PLAY YOUR TEE EVEN IF OTHERS IN GROUP PLAY OTHER TEE
	GOLD				MUST PLAY FROM GOLD TEES					

DQ1 Wrong Nine || DQ2 Wrong Tee || DQ3 Wrong Scorecard Side || DQ4 No Full Last Names || DQ5 No Date or Signature || DQ6 Other



**IF OTHERS ARE WAITING**

**AND NO POINTS ARE**

**POSSIBLE, PLEASE PICK UP**



<b>ROUND 4 WINNERS</b>		
<div>★ ★ ★ ★ ★</div> <div><b><u>FLIGHT A</u></b></div> <div>46 MEMBERS</div> <div>★ ★ ★ ★ ★</div>	<b>FRONT NINE</b>	<b>BACK NINE</b>
	<b>17 MEMBERS PLAYED</b> <b>+1 WON \$20</b> STEVEN PITHIS \$20 ROBERT STRANDBERG \$20	<b>20 MEMBERS PLAYED</b> <b>+4 WON \$40 +3 WON \$10</b> GREGORY HOYT \$10 BILL MULCAHY \$10 TOM WALSH \$40
<div>★ ★ ★ ★ ★</div> <div><b><u>FLIGHT B</u></b></div> <div>45 MEMBERS</div> <div>★ ★ ★ ★ ★</div>	<b>17 MEMBERS PLAYED</b> <b>+2 WON \$40 EVEN WON \$10</b> SHAWN MCKALLAGAT \$10 FREDDY SANTOSUOSSO \$40	<b>22 MEMBERS PLAYED</b> <b>+6 WON \$40 +3 WON \$10</b> JOHN ANGELO \$40 LEO SCANLON \$10
<div>★ ★ ★ ★ ★</div> <div><b><u>FLIGHT C</u></b></div> <div>45 MEMBERS</div> <div>★ ★ ★ ★ ★</div>	<b>18 MEMBERS PLAYED</b> <b>+3 WON \$40 +2 WON \$10</b> CARLO BESSONE \$40 BILL COLLINS \$10	<b>19 MEMBERS PLAYED</b> <b>+2 WON \$20</b> PAT FRANZOSA \$20 FRANK PAONE \$20 CARL TRICCA \$20
<div>★ ★ ★ ★ ★</div> <div><b><u>FLIGHT D</u></b></div> <div>40 MEMBERS</div> <div>★ ★ ★ ★ ★</div>	<b>17 MEMBERS PLAYED</b> <b>+1 WON \$20</b> SAL EMMA \$20 GARY HAGER \$20	<b>10 MEMBERS PLAYED</b> <b>+4 WON \$40 +2 WON \$10</b> BRIAN BLACKWOOD \$10 KENNETH KASPAZAK \$40
<div>★ ★ ★ ★ ★</div>	<b>MAY 28, 2025</b>	<b>39th SEASON</b>
	<b>160 OUT OF 181 MEMBERS PLAYED &gt;=50% OF ROUNDS</b>	
	<b>38% (66) OF MEMBERS WON 80 GOLF PRIZES</b>	





**IF OTHERS ARE WAITING**  
**AND NO POINTS ARE**  
**POSSIBLE, PLEASE PICK UP**



**LEAGUE STATISTICS**  
**AFTER 4 ROUNDS OF PLAY**

**TABLE 1**  
**2025 SEASON - RESULTS AFTER 4 ROUNDS OF PLAY**

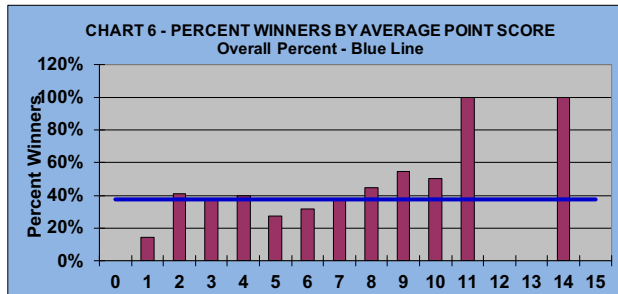
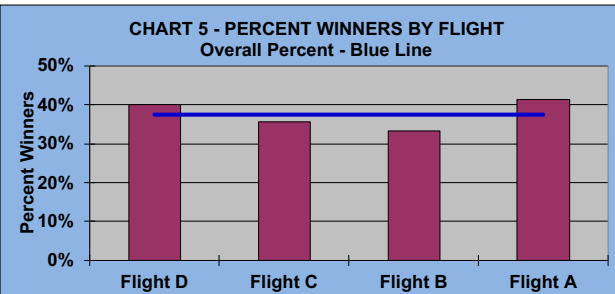
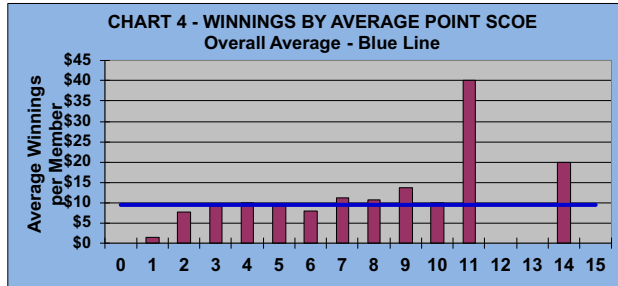
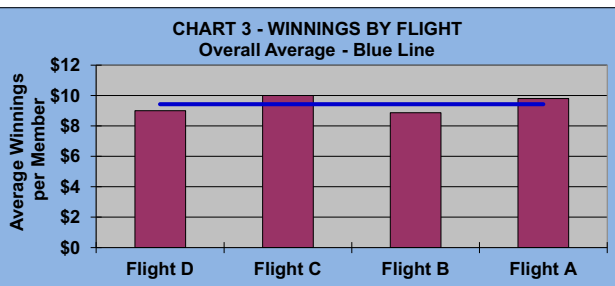
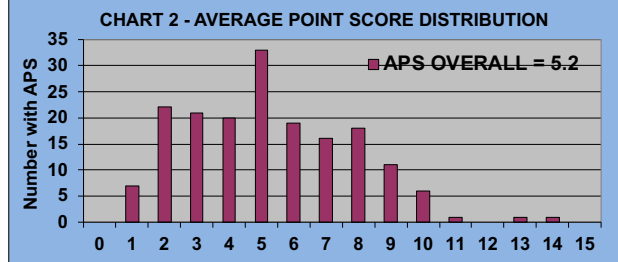
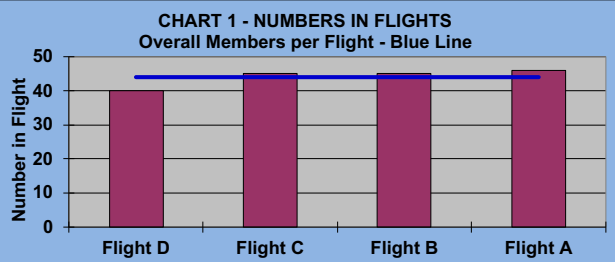
	Number of Players		Percent		\$ Allocated	\$ Won	\$ Won per Member	\$ Won per Winner	Max \$ Won	Over "Limit"	Percent Attendance
	Members (New)	Average	Winners	Winners							
Flight A	46 (7)	39	19	41%	\$456	\$450	\$10	\$24	\$40	0	84%
Flight B	45 (6)	37	15	33%	\$456	\$400	\$9	\$27	\$60	0	82%
Flight C	45 (5)	36	16	36%	\$456	\$450	\$10	\$28	\$80	0	79%
Flight D	40 (2)	29	16	40%	\$456	\$360	\$9	\$23	\$80	0	71%
<b>Total</b>	<b>176 (20)</b>	<b>139</b>	<b>66</b>	<b>38%</b>	<b>\$1,824</b>	<b>\$1,660</b>	<b>\$9</b>	<b>\$25</b>	<b>\$80</b>	<b>0</b>	<b>78%</b>

**TABLE 2**

**AVERAGE POINTS SCORED OVER QUOTA**  
Running Average      Round 4  
-0.80                      -1.30

**TABLE 3**

**AVERAGE QUOTA**  
Before Play      After Play  
6.15                      6.17







IF OTHERS ARE WAITING

AND NO POINTS ARE

POSSIBLE, PLEASE PICK UP



## GOLD AND WHITE TEES COMPARISON

### AFTER 4 ROUNDS OF PLAY

TABLE 4  
2025 SEASON - RESULTS AFTER 4 ROUNDS OF PLAY

	Number of Members Who Play From		\$ Won			\$ Won per Member		Number of Winners		Percent Winners		Max \$ Won	
	Gold Tees	White Tees	Gold Tees	White Tees		Gold Tees	White Tees	Gold Tees	White Tees	Gold Tees	White Tees	Gold Tees	White Tees
Flight A	28	18	\$280	\$170		\$10	\$9	11	8	39%	44%	\$40	\$40
Flight B	30	15	\$320	\$80		\$11	\$5	10	5	33%	33%	\$60	\$40
Flight C	34	11	\$360	\$90		\$11	\$8	12	4	35%	36%	\$80	\$40
Flight D	34	6	\$320	\$40		\$9	\$7	14	2	41%	33%	\$80	\$20
Total	126	50	\$1,280	\$380		\$10	\$8	47	19	37%	38%	\$80	\$40

AVERAGE POINTS SCORED OVER QUOTA

TABLE 5	Gold Tees	White Tees
	-1.37	-1.15

AVERAGE QUOTA

TABLE 6	Gold Tees	White Tees
	5.79	7.14

CHART 7 - NUMBERS IN FLIGHTS  
Overall Members per Flight - Blue Line

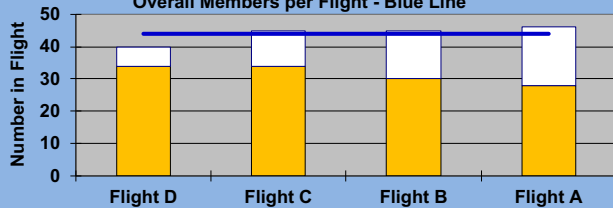


CHART 8 - AVERAGE POINT SCORE DISTRIBUTION  
Gold Tee and White Tee Members

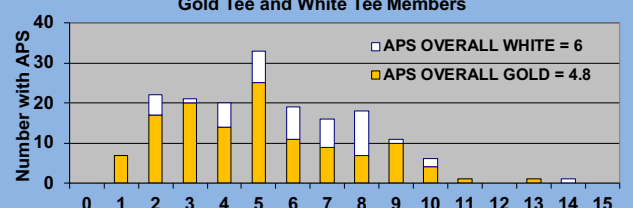


CHART 9 - WINNINGS BY FLIGHT  
Average Winnings - Blue (Overall), Gold and White Lines

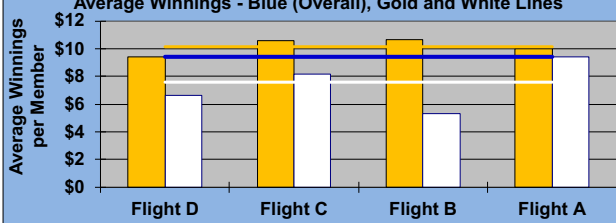


CHART 10 - WINNINGS BY AVERAGE POINT SCORE  
Average Winnings - Blue (Overall), Gold and White Lines

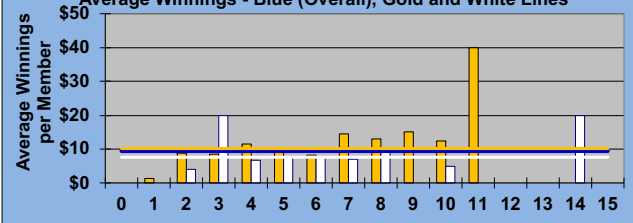


CHART 11 - PERCENT WINNERS BY FLIGHT  
Avg Prnt Winners- Blue (Overall), Gold and White Lines

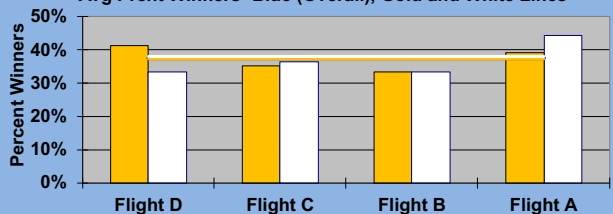
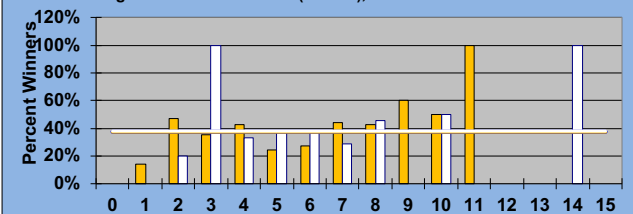


CHART 12 - PERCENT WINNERS BY AVERAGE POINT SCORE  
Avg Prnt Winners - Blue (Overall), Gold and White Lines



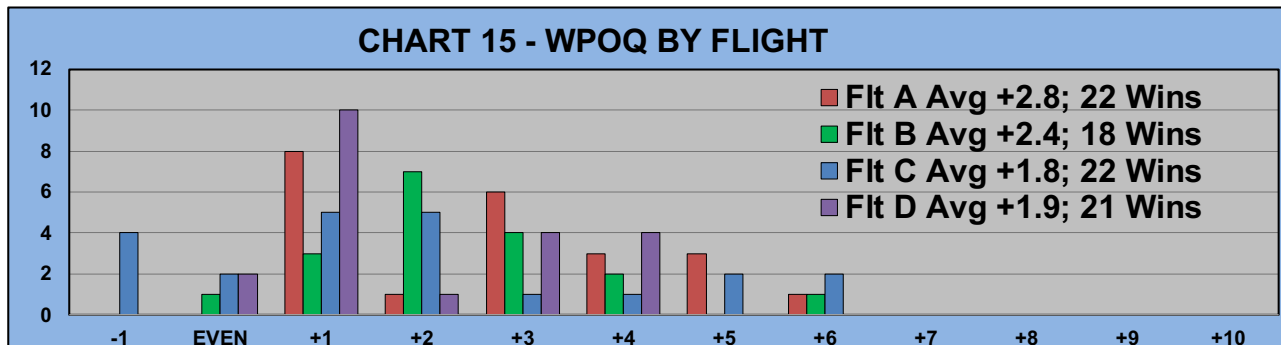
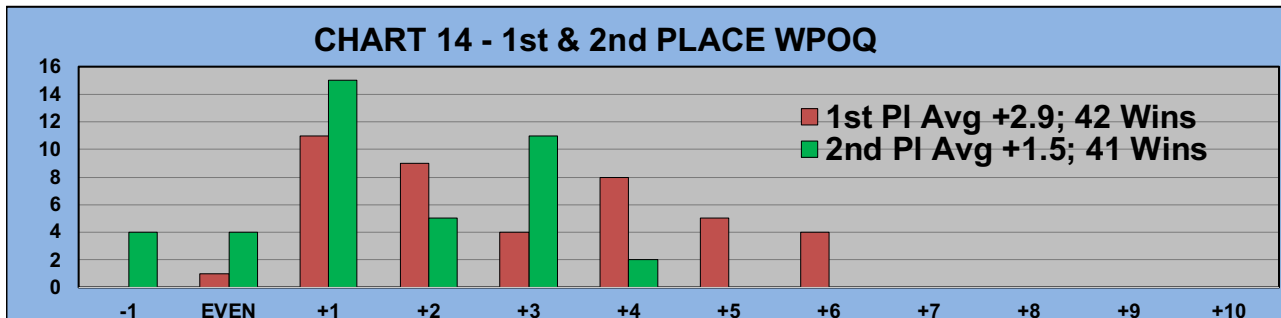
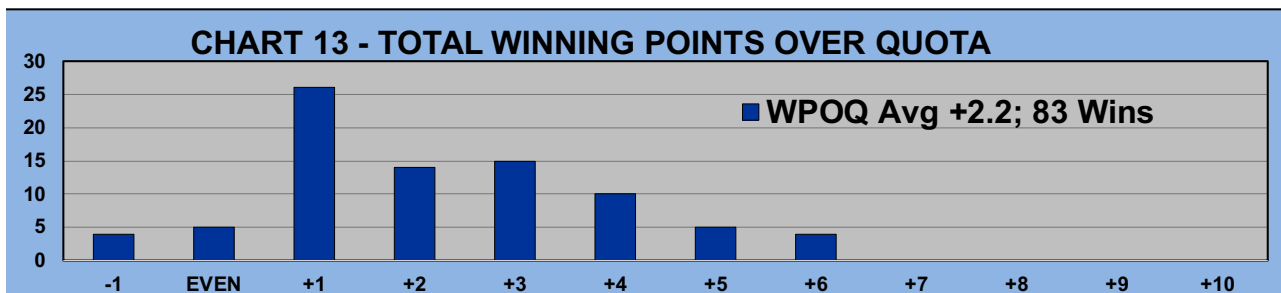




## WINNING POINTS OVER QUOTA (WPOQ)



AFTER 4 ROUNDS OF PLAY







## WINNING POINTS OVER QUOTA (WPOQ)



AFTER 4 ROUNDS OF PLAY

